

## SLIDING SCALE FEE APPLICATION

### Welcome to Purpose Learning Lab STEAM Infused Enrichment & Wellness Studio!!!

Purpose Learning Lab, Inc is a 501(c)3 non-profit organization committed to impacting the hearts of youth, children, and families. Every day, we strive to offer quality, affordable programs and services designed to benefit people of all incomes and backgrounds. Eligibility for Purpose Learning Lab's Sliding Scale Program is determined based upon annual income and household size. A discounted fee may be charged per visit to all eligible children according to income guidelines. This form must be completed every 12 months or if your financial situation changes. Please send your completed application with supporting financial documents to [purposelearninglabscholarships@gmail.com](mailto:purposelearninglabscholarships@gmail.com)

#### INFORMATION

Parent Name: \_\_\_\_\_ Date: \_\_\_\_\_

Preferred Name: \_\_\_\_\_

Date of Birth: \_\_\_\_\_ Social Security #: \_\_\_\_\_

Address: \_\_\_\_\_

City: \_\_\_\_\_ State: \_\_\_\_\_ Zip Code: \_\_\_\_\_

Home Phone: \_\_\_\_\_ Cell Phone: \_\_\_\_\_ Work Phone: \_\_\_\_\_

Email: \_\_\_\_\_

Preferred Method of Contact: \_\_\_\_\_

Marital Status: Single:  Married  Separated  Divorced  Widowed

#### Household Size

| Name | Date of Birth |
|------|---------------|
|      |               |
|      |               |
|      |               |
|      |               |

**Scholarship Qualifications:**

We use a sliding fee scale based on total household income and the number of household members. We also consider special circumstances when providing assistance, so please include any and all information you feel is applicable to your current situation.

Recipients are expected to be responsible for a percentage of their program and membership fees. Qualification for financial assistance is reviewed every year. To apply for financial assistance, please complete our application and scan to

purposelearninglabscholarships@gmail.com

Thank You,

Purpose Learning Lab Scholarship Committee

**Are you and/or your immediate family members experiencing hardship?**

---

---

---

---

---

---

---

---


---

**Please circle if your child (ren) attends one of the schools listed below?** Spring Valley, Bethesda Elementary, W.G. Pearson Elementary, R.N. Harris, Fayetteville Street, Githens Middle School, Shepard Middle School, Carter Community, Maureen Joy, Voyager Academy Parkwood or Excelsior Classical Academy. **Please circle if your child (ren) attends one of our partner schools ?** C.C. Spaulding, Hope Valley, Eastway Elementary,

If your child does not attend one of the schools above, have you heard about GoKart Kids? Yes or No If no, please contact them as they are an excellent resource for parents who need transportation to our program. [hello@gokartkids.com](mailto:hello@gokartkids.com) (877) 860-4010

**Please Circle Referring Agency:**


- Families Moving Forward
- The Empress Haven, PLLC
- POOF
- Graced, Inc
- Durham Public Schools (Please List School: \_\_\_\_\_)
- Durham Partnership With Children
- Other (Please List: \_\_\_\_\_)



**ANNUAL HOUSEHOLD INCOME**

| SOURCE   | SELF | SPOUSE | OTHER | TOTAL |
|--|------|--------|-------|-------|
| Gross, wages, salary, tips, etc.   | \$   | \$     | \$    | \$    |
| Income from business, self employment, and dependents  | \$   | \$     | \$    | \$    |
| Unemployment compensation, workers' compensation, social security, SSI, SSDI, public assistance, veterans' payments, survivors benefits, pension or retirement income                            | \$   | \$     | \$    | \$    |
| Interest, investments, dividends, rents, royalties, income from estates, trusts, educational assistance, alimony, child support, assistance from outside the household, and other taxable income | \$   | \$     | \$    | \$    |


**Note:** Noncash benefits (food stamps and housing subsidies) do not count as income. Copies of tax returns, pay stubs, or other information verifying income may be required before assistance is approved.



**INCOME ELIGIBILITY CHART 2022**

**Annual Income Thresholds by Sliding Fee Discount Pay Class and % Poverty**

| Poverty Level      | At or Below 100%     | 125%              | 150%              | 175%              | 200%               | Above 200%      |
|--------------------|----------------------|-------------------|-------------------|-------------------|--------------------|-----------------|
|                    |                      |                   |                   |                   |                    |                 |
| <b>Family Size</b> | <b>Full Discount</b> | <b>20% pay</b>    | <b>40% pay</b>    | <b>60% pay</b>    | <b>80% pay</b>     | <b>100% pay</b> |
| 1                  | 0-\$12,880           | \$12,881-\$16,100 | \$16,101-\$19,320 | \$19,321-\$22,540 | \$22,541-\$25,760  | \$25,761+       |
| 2                  | 0-\$17,421           | \$17,421-\$21,775 | \$21,776-\$26,130 | \$26,131-\$30,485 | \$30,486-\$34,840  | \$34,841+       |
| 3                  | 0-\$21,960           | \$21,961-\$27,450 | \$27,451-\$32,940 | \$32,941-\$38,430 | \$38,431-\$43,920  | \$43,921+       |
| 4                  | 0-\$26,500           | \$26,501-\$33,125 | \$33,126-\$39,750 | \$39,751-\$46,375 | \$46,376-\$53,000  | \$53,001+       |
| 5                  | 0-\$31,040           | \$31,041-\$38,800 | \$38,801-\$46,560 | \$46,561-\$54,320 | \$54,321-\$62,080  | \$62,081+       |
| 6                  | 0-\$35,580           | \$35,581-\$44,475 | \$44,476-\$53,370 | \$53,371-\$62,265 | \$62,266-\$71,160  | \$71,161+       |
| 7                  | 0-\$40,120           | \$40,121-\$50,150 | \$50,151-\$60,180 | \$60,181-\$70,210 | \$70,211-\$80,240  | \$80,241+       |
| 8                  | 0-\$44,660           | \$44,661-\$55,825 | \$55,826-\$66,990 | \$66,991-\$78,155 | \$78,156-\$89,320  | \$89,321+       |
| 9                  | 0-\$49,200           | \$49,201-\$61,500 | \$61,501-\$73,800 | \$73,801-\$86,100 | \$86,101-\$98,400  | \$98,401+       |
| 10                 | 0-\$53,740           | \$53,741-\$67,175 | \$67,176-\$80,610 | \$80,611-\$94,045 | \$94,046-\$107,480 | \$107,481+      |



I CERTIFY THAT THE HOUSEHOLD SIZE AND INCOME INFORMATION SHOWN ABOVE IS CORRECT TO THE BEST OF MY KNOWLEDGE. I UNDERSTAND THAT IF ANY OF THE INFORMATION I HAVE SUBMITTED IS DETERMINED TO BE FALSE, I MAY NO LONGER BE ELIGIBLE FOR THE SLIDING FEE DISCOUNT. SHOULD THIS OCCUR, I MAY BE RESPONSIBLE FOR ANY OUT OF POCKET EXPENSES.

Signature: \_\_\_\_\_ Date: \_\_\_\_\_

**FOR PURPOSE LEARNING LAB, INC OFFICE USE ONLY**

**Approved Sliding Fee Discount: VERIFICATION CHECKLIST:**

- IDENTIFICATION
- PROOF OF ADDRESS
- Full Discount
- 20% charge
- 40% charge
- 60% charge
- 80% charge
- Patient is ineligible

Scholarship Committee Comments:

---

---

---

Approved By: \_\_\_\_\_ Date: \_\_\_\_\_